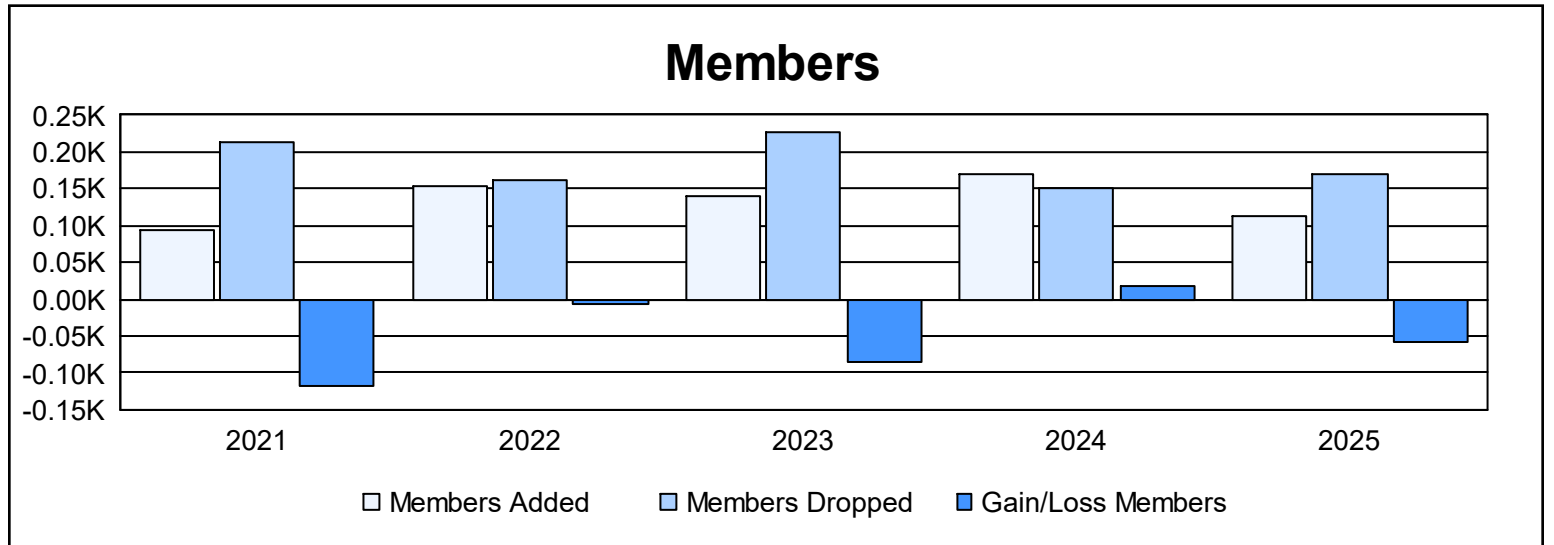
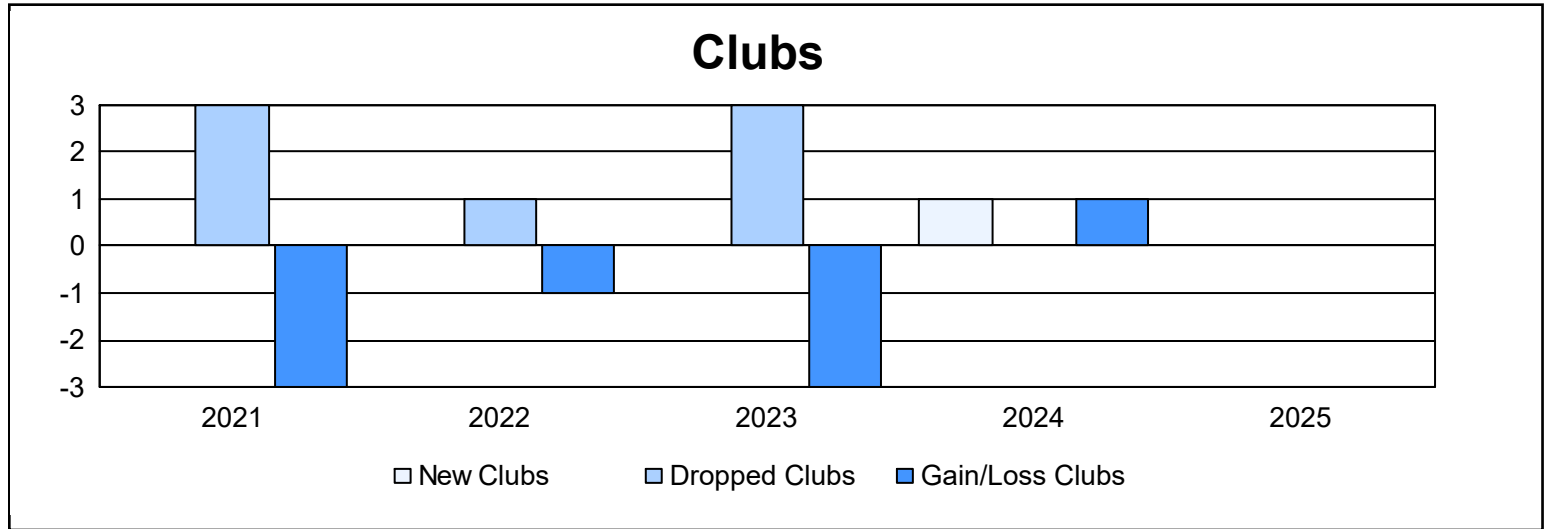
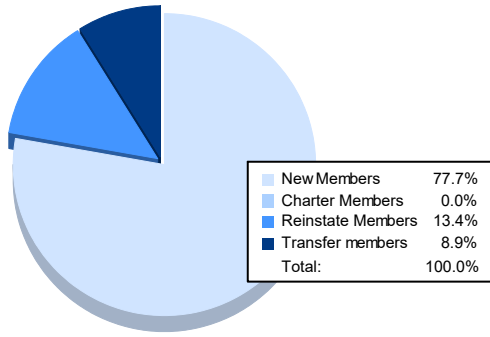


Year	New Clubs	Dropped Clubs	Gain/ Loss Clubs	New Members	Charter Members	Reinstate Members	Transfer Members	Total Member Added	Total Members Dropped	Gain/ Loss Members
2020-2021	0	3	-3	75	3	12	5	95	213	-118
2021-2022	0	1	-1	138	0	6	10	154	161	-7
2022-2023	0	3	-3	109	5	10	16	140	226	-86
2023-2024	1	0	1	117	44	4	6	171	152	19
2024-2025				87	0	15	10	112	169	-57
<b>Average</b>	<b>0</b>	<b>2</b>	<b>-2</b>	<b>105</b>	<b>10</b>	<b>9</b>	<b>9</b>	<b>134</b>	<b>184</b>	<b>-50</b>



### Membership Composition June 2025 Cumulative



### Gender Composition June 2025 Cumulative

